

Remote Replacement for Honor



1. Remove the 4 screws holding the rear panel.
2. Slide rear panel downwards slightly and pull back.



WARNING: The maximum rated user weight (load) is 220 Lbs.
AVERTISSEMENT: Le poids maximal de l'utilisateur (charge totale) est de 220 lbs.

WARNING - To reduce the risk of personal injury, read and understand all the instructions before using this product.
AVERTISSEMENT: Afin de réduire les risques de blessures personnelles, prière de lire et de bien comprendre les instructions avant d'utiliser le produit.

WARNING - In any case, the user can not disassemble the back cushion.
AVERTISSEMENT- Dans tous les cas, l'utilisateur ne peut pas démonter le coussin de dossier.

CAUTION:
HOUSEHOLD AND INDOOR USE ONLY.
ATTENTION:
USAGE DOMESTIQUE ET INTÉRIEUR UNIQUEMENT.


Osaki
Model: O-1000
Made in China
© 2010 Osaki Inc. All rights reserved.
Osaki Inc. 10000 15th St. #100
Dallas, TX 75244
Tel: 972-251-1111
Fax: 972-251-1112
www.osaki.com

Warranty Void
If Seal Broken

3. Locate and cut the 2 zip ties holding the remote wire



4. Unscrew the remote wire holder



5. Twist the cap holding the remote wire to the connector.
6. Seperate the remote wire and remote connector.



7. Separate the shoulder airbag and the backpad to pull the remote cord.



8. Pull remote wire from gap



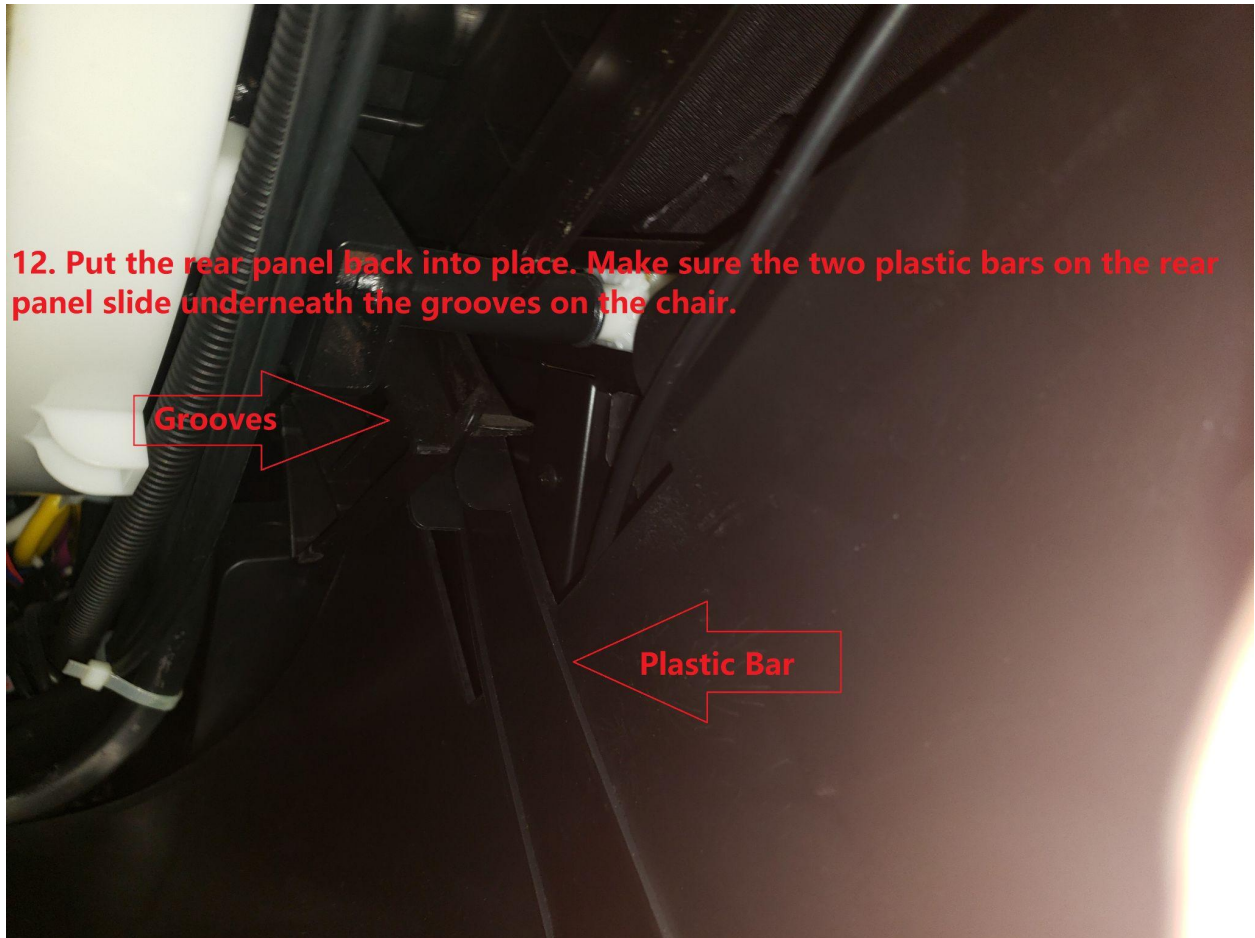
9. Push new remote wire into same gap.



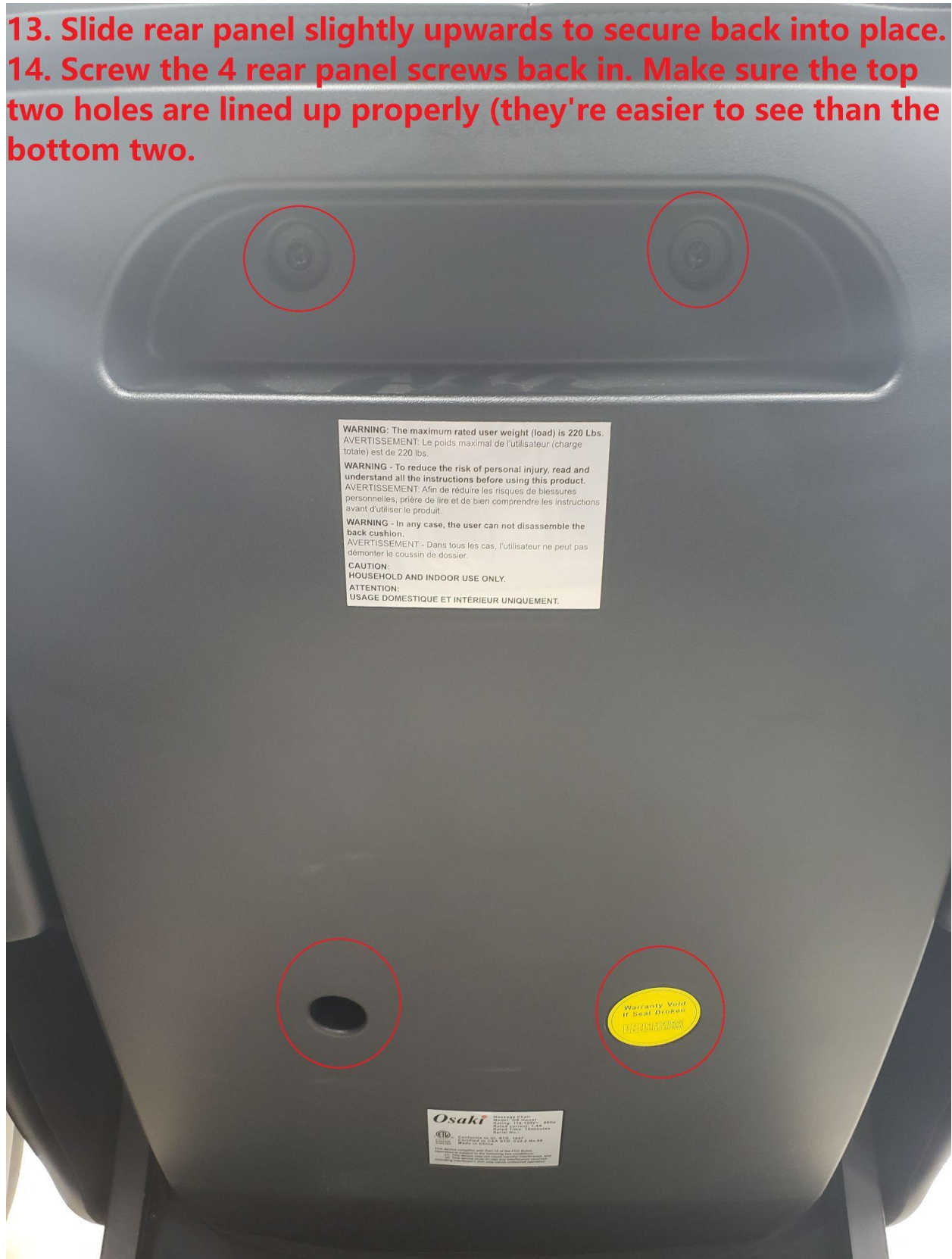
10. Connect new remote wire to wire connector.
11. Zip tie (preferred) to bar which wire previously was zip tied to.



12. Put the rear panel back into place. Make sure the two plastic bars on the rear panel slide underneath the grooves on the chair.



13. Slide rear panel slightly upwards to secure back into place.
14. Screw the 4 rear panel screws back in. Make sure the top two holes are lined up properly (they're easier to see than the bottom two).



WARNING: The maximum rated user weight (load) is 220 Lbs.
AVERTISSEMENT: Le poids maximal de l'utilisateur (charge totale) est de 220 lbs.

WARNING - To reduce the risk of personal injury, read and understand all the instructions before using this product.
AVERTISSEMENT: Afin de réduire les risques de blessures personnelles, prière de lire et de bien comprendre les instructions avant d'utiliser le produit.

WARNING - In any case, the user can not disassemble the back cushion.
AVERTISSEMENT - Dans tous les cas, l'utilisateur ne peut pas démonter le coussin de dossier.

CAUTION:
HOUSEHOLD AND INDOOR USE ONLY.
ATTENTION:
USAGE DOMESTIQUE ET INTÉRIEUR UNIQUEMENT.

Osaki
Model: O-1000
Made in China
© 2010 Osaki Inc. All rights reserved.
Osaki Inc. 10000 15th St. S.W. Suite 100
Burien, WA 98148
Tel: 206-835-1111
Fax: 206-835-1112
www.osaki.com

Warranty Void
If Seal Broken